

CROPCAST® WEEKLY COTTON HIGHLIGHTS

Thursday, March 09, 2006

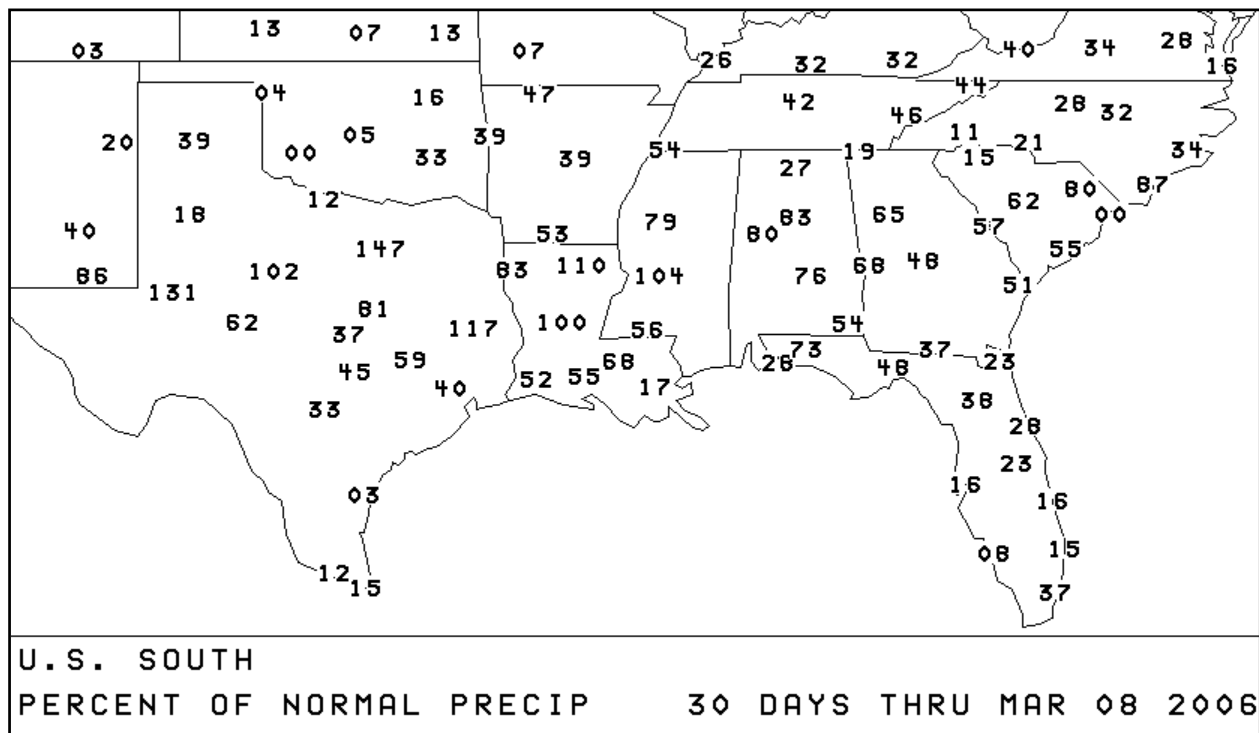
Page 1

SUMMARY: The Cropcast estimate for 05/06 world cotton production is 112.51 M bales. Limited showers in Brazil and Argentina are allowing harvesting to progress well, although showers this week may slow harvesting a bit. Showers have helped to improve moisture in northern belt areas of Australia, while drier weather this week should benefit open boll cotton.

BRAZIL: The 05/06 Brazil cotton production estimate is 4.59 M bales. Limited showers across the region are allowing harvesting to progress well. The upturn in showers over the next few days should slow harvesting a bit, but rains should become limited again this weekend.

AUSTRALIA: The 05/06 Australia cotton production estimate is 2.65 M bales. Scattered showers in northern cotton areas are helping to improve moisture there, which is beneficial for late planted cotton. However, early planted cotton is finishing growth, and drier weather this weekend will be beneficial to that crop.

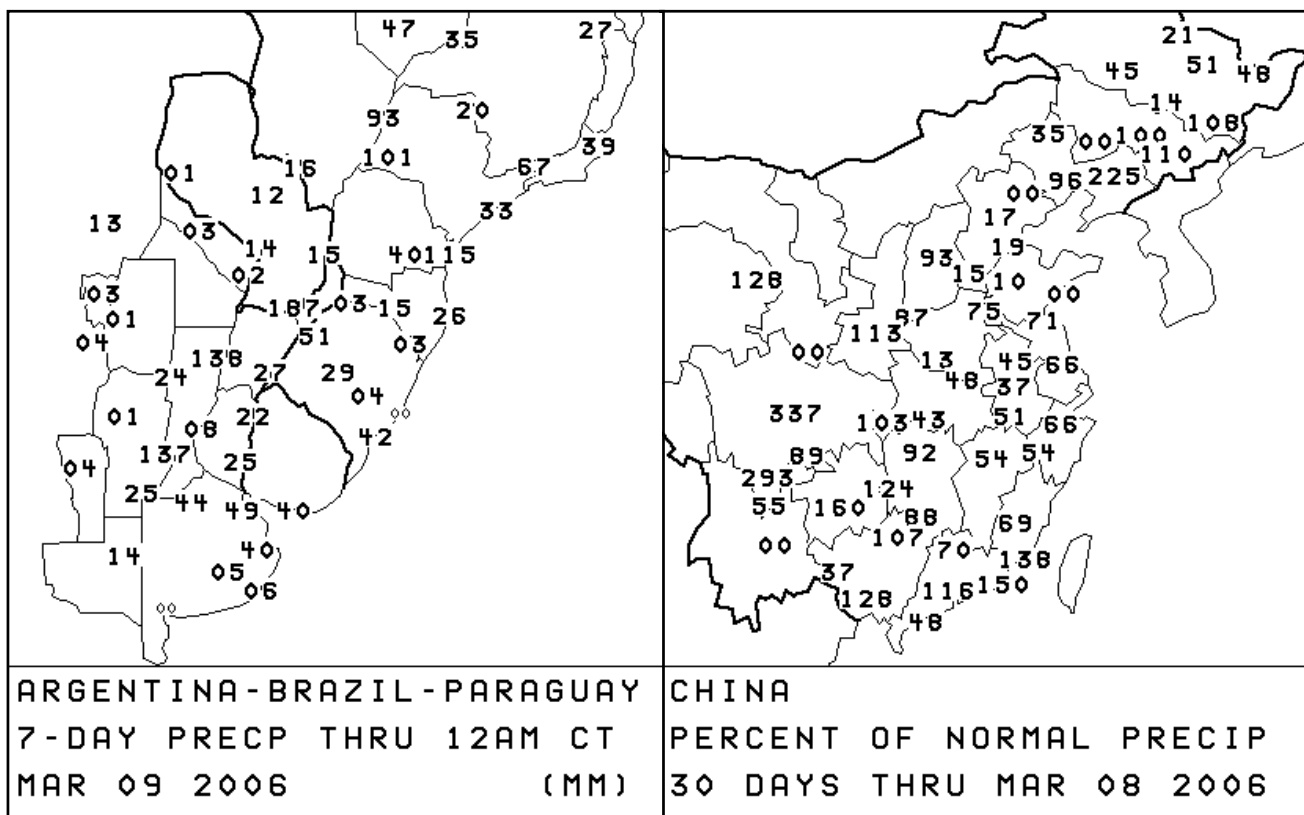
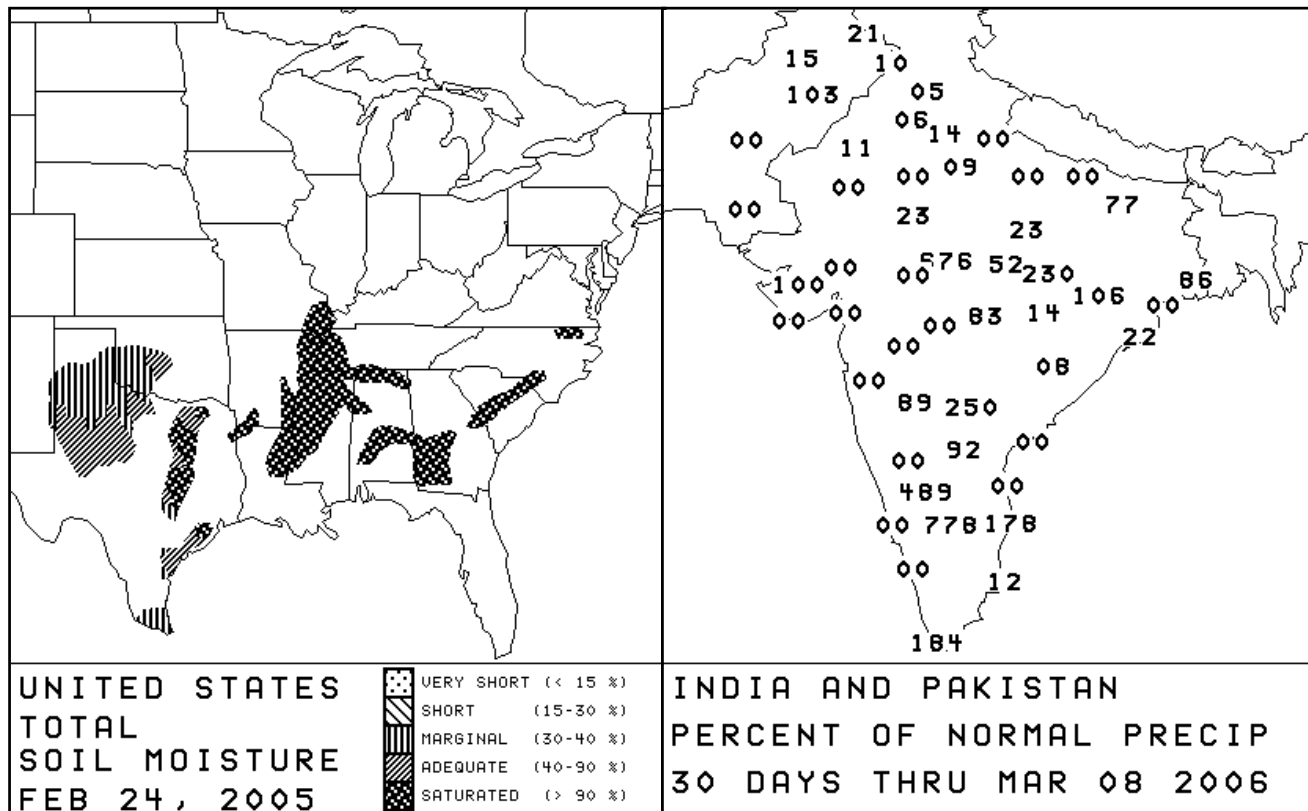
ARGENTINA: The 05/06 Argentina cotton production estimate is 0.57 M bales. Drier weather currently is allowing harvesting to progress well. Scattered showers in the north today should result in only minor quality declines and harvest delays.



CROPCAST® WEEKLY COTTON HIGHLIGHTS

Thursday, March 09, 2006

Page 2



CROPCAST® WEEKLY COTTON HIGHLIGHTS

Thursday, March 09, 2006

Page 3

CROPCAST WORLD COTTON WEEKLY YIELD (mt/ha)								
2005/06 MARKETING YEAR								
March 9, 2006								
Date:	3/9	3/2	2/23	2/16	2/9	2/2	1/26	1/19
U.S.	0.93	0.93	0.93	0.93	0.93	0.93	0.93	0.93
CHINA	1.10	1.10	1.10	1.10	1.10	1.04	1.04	1.04
INDIA	0.46	0.46	0.46	0.46	0.46	0.46	0.46	0.46
PAKISTAN	0.69	0.69	0.69	0.69	0.69	0.69	0.68	0.68
FSU-12	0.66	0.66	0.66	0.66	0.66	0.66	0.66	0.66
BRAZIL	1.18	1.18	1.18	1.18	1.18	1.15	1.15	1.17
AUSTRALIA	1.80	1.80	1.68	1.70	1.70	1.73	1.75	1.78
ARGENTINA	0.39	0.39	0.39	0.40	0.41	0.43	0.44	0.44
OTHERS	0.51	0.51	0.51	0.51	0.51	0.51	0.51	0.51
WORLD COTTON	0.70	0.70	0.70	0.70	0.70	0.69	0.69	0.69

CROPCAST U.S. COTTON BY STATE							
March 9, 2006							
	HARV. ACREAGE		YIELD		PRODUCTION		
	(th acres)		(lbs/acre)		1000(480lb bales)		
	04/05	05/06	04/05	05/06	04/05	05/06	
Alabama	535	550	735	750	819	859	
Arizona	240	240	1350	1325	675	663	
Arkansas	910	1035	1100	1000	2085	2156	
California	775	660	1500	1250	2422	1719	
Georgia	1275	1210	675	850	1793	2143	
Louisiana	495	595	860	900	887	1116	
Mississippi	1090	1185	1025	875	2328	2160	
Missouri	380	430	1000	975	792	873	
New Mexico	75	60	935	925	146	116	
N. Carolina	725	800	890	825	1344	1375	
Oklahoma	200	215	740	750	308	336	
S. Carolina	220	260	875	775	401	420	
Tennessee	535	630	900	850	1003	1116	
Texas	5400	5525	675	700	7594	8057	
Others	300	300	775	725	484	453	
NATIONAL	13155	13695	842	826	23082	23561	

CROPCAST® WEEKLY COTTON HIGHLIGHTS

Thursday, March 09, 2006

Page 4

CROPCAST WORLD COTTON PRODUCTION						
March 9, 2006	AREA (m hectares)		YIELD (kg/hectare)		PRODUCTION (1000 480-lb bales)	
	04/05	05/06	04/05	05/06	04/05	05/06
U.S.	5.32	5.54	944	925	23082	23561
CHINA	5.65	5.10	1110	1100	28811	25772
INDIA	9.00	8.85	450	455	18599	18492
PAKISTAN	3.20	3.10	780	685	11467	9755
FSU-12	2.30	2.75	660	660	6974	8338
BRAZIL	1.15	0.85	1125	1175	5943	4588
AUSTRALIA	0.32	0.32	1725	1800	2535	2645
ARGENTINA	0.38	0.32	400	385	698	566
OTHERS	8.00	8.10	505	505	18560	18792
	-----	-----	-----	-----	-----	-----
WORLD COTTON	35.32	34.93	719	701	116669	112510