

# CROPCAST® WEEKLY OILSEEDS HIGHLIGHTS

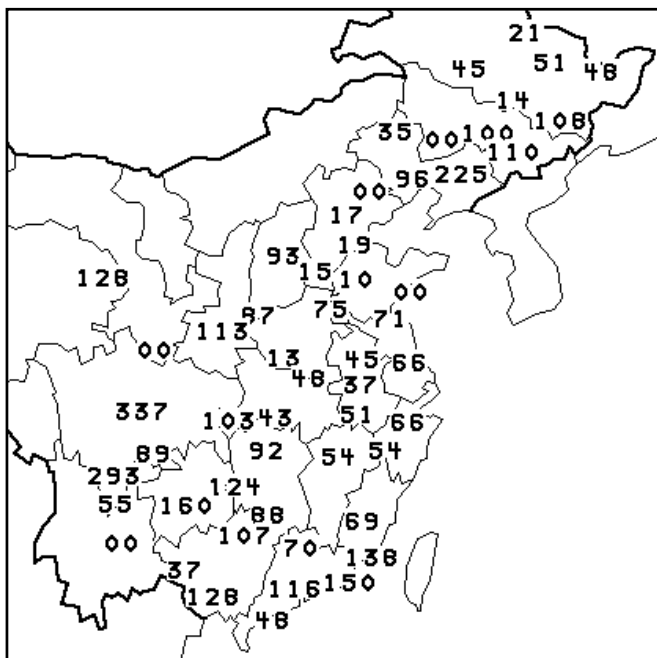
Thursday, March 09, 2006

Page 1

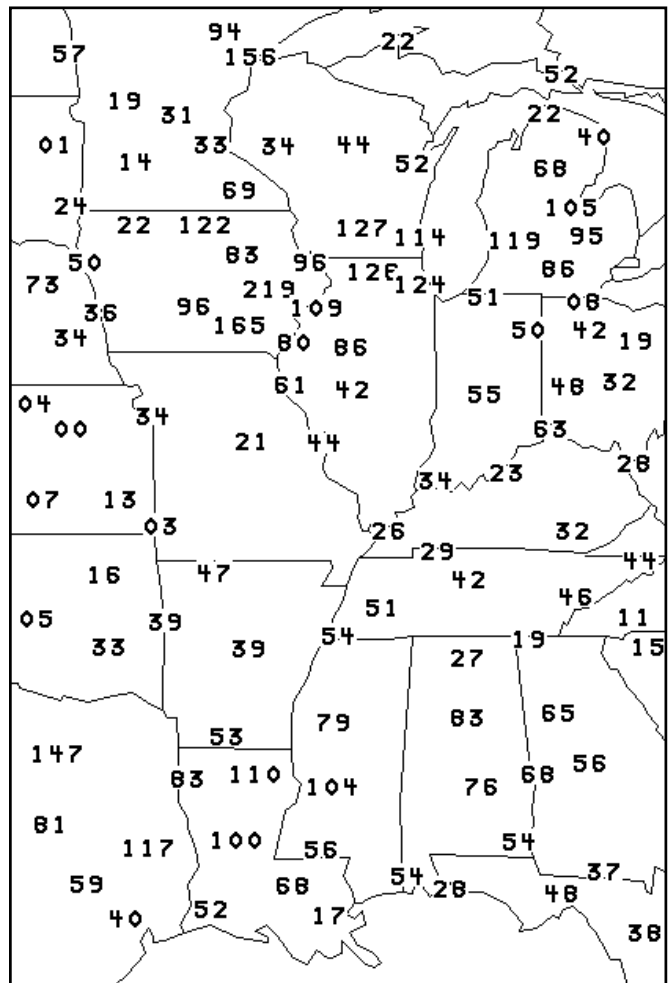
**SUMMARY:** The 05/06 Cropcast world oilseed production estimate is 383.16 MMT, up 220 TMT from last week due mainly to beneficial rains in Brazil soybean areas. Showers have held dryness to about 10% of the soybean belt in Argentina. Wetness continues across northern Brazil soybean areas, which is slowing soybean harvesting. Colder temperatures this week in the China rapeseed belt will slow early growth.

**ARGENTINA:** The 05/06 Argentina sunflower production estimate is 3.61 MMT. The 05/06 Argentina soybean production estimate is 39.03 MMT. Other than a few spots in northern Cordoba and minor production areas in the far northwest, moisture supplies are currently adequate to support soybean pod development in most areas. Immediate dryness concerns are affecting only 10% of the soybean belt. However, showers have been below average still in northern and southwestern Cordoba, northwestern Santa Fe, and northern Entre Rios during the past 5 weeks, and stress will mount in these areas if expected showers are not received during the next week. If the rains fail, stress could expand to encompass a third of the belt during late pod development. Early harvest will encounter only brief delays.

**BRAZIL:** The 05/06 Brazil soybean production estimate is 57.17 MMT, up 220 TMT from last week due to beneficial rains. Showers did reach northwestern and west-central RGDS overnight, and similar activity will slide northeastward across Santa Catarina and into Parana during the next day or two. These showers will benefit late-planted soybean areas, although moisture needs are declining. The more notable story will continue to be very wet conditions in the north, with many areas in Goias, Bahia, Mato Grosso, Minas Gerais, and northern MGDS already averaging 150 to 250% of normal rainfall this month. The wettest conditions will likely persist in northern and central sections of Mato Grosso, Goias, and Minas Gerais, and Bahia during the next 10 days, affecting the northern third of the belt with additional delays to harvest progress. Harvest is currently only complete in



CHINA  
PERCENT OF NORMAL PRECIP  
30 DAYS THRU MAR 08 2006



U.S. CORN BELT AND DELTA  
PERCENT OF NORMAL PRECIP  
30 DAYS THRU MAR 08 2006

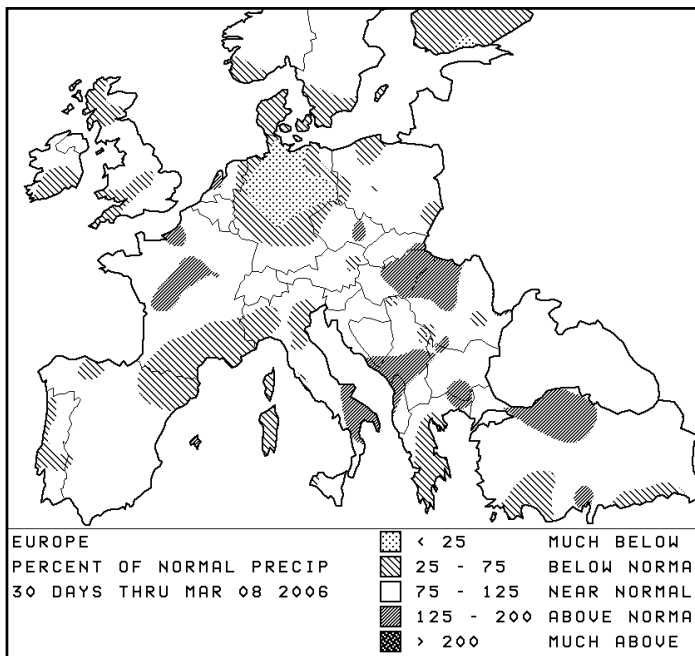
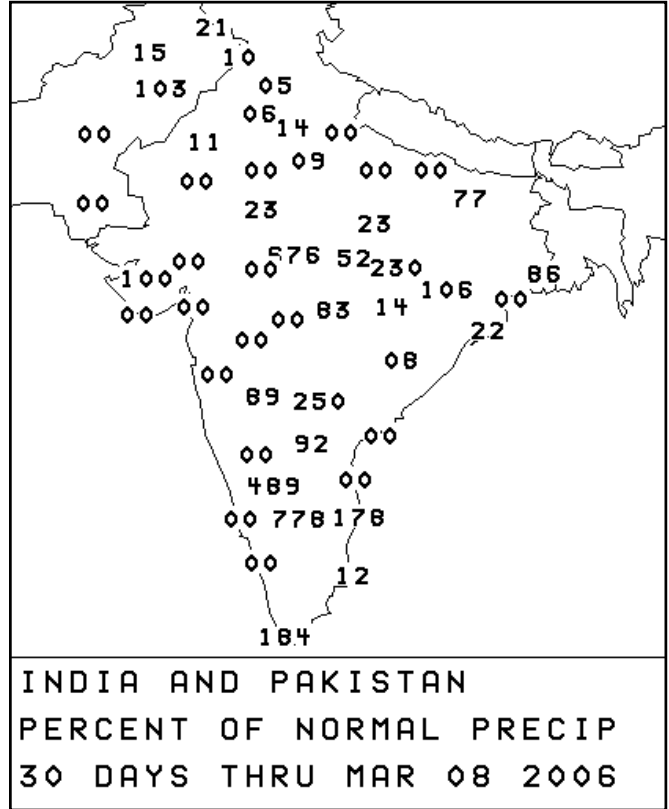
# CROPCAST® WEEKLY OILSEEDS HIGHLIGHTS

Thursday, March 09, 2006

Page 2

20% of the soybean belt, with northern areas tending to run approximately a week behind the normal pace.

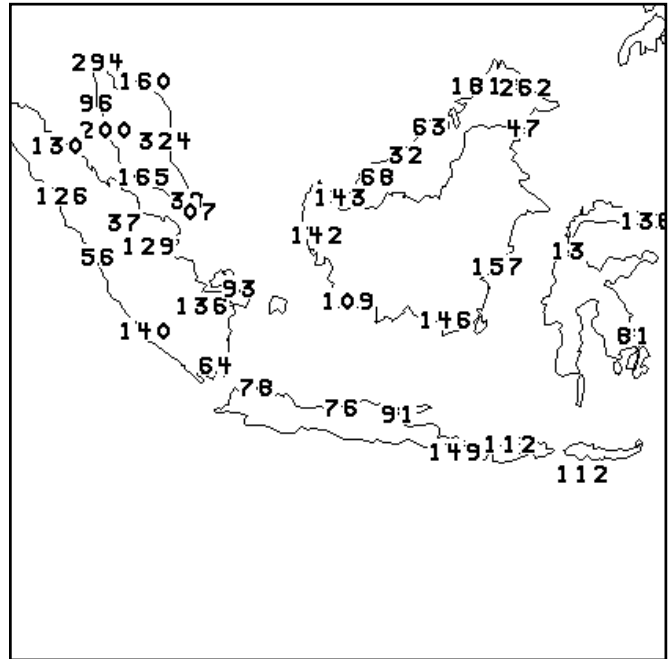
**CHINA:** The 06/07 China rapeseed production estimate is 11.45 MMT. Showers across the Yangtze Valley Friday and Saturday should help to maintain adequate moisture for rapeseed. Warmer temperatures are allowing rapeseed growth to increase. However, much colder temperatures are still expected across the region over the weekend and early next week. Crop damages are still expected to be minimal on rapeseed, although crop growth will be slowed.



# CROPCAST® WEEKLY OILSEEDS HIGHLIGHTS

Thursday, March 09, 2006

Page 3



SOUTHEAST ASIA  
PERCENT OF NORMAL PRECIP  
30 DAYS THRU MAR 08 2006

# CROPCAST® WEEKLY OILSEEDS HIGHLIGHTS

Thursday, March 09, 2006

Page 4

CROPCAST WORLD OILSEEDS PRODUCTION						
March 9, 2006	AREA (m hectares)		YIELD (kg/ha)		PRODUCTION (mmt)	
	04/05	05/06	04/05	05/06	04/05	05/06
<b>SOYBEANS</b>						
U.S.	29.93	28.88	2875	2845	86.06	82.17
CHINA	9.83	9.68	1823	1684	17.91	16.29
BRAZIL	22.55	21.48	2414	2662	54.44	57.17
ARGENTINA	14.45	15.10	2713	2585	39.20	39.03
PARAGUAY	2.00	2.00	1925	2275	3.85	4.55
INDIA	7.25	7.50	775	800	5.62	6.00
OTHERS	6.20	6.25	1570	1600	9.73	10.00
WRLD SOYBEANS	92.21	90.88	2351	2368	216.81	215.22
<b>SUNFLOWERS</b>						
U.S.	0.69	1.06	1375	1700	0.95	1.80
RUSSIA	4.70	5.40	1000	1200	4.70	6.48
UKRAINE	3.30	3.70	925	1275	3.05	4.72
ARGENTINA	1.90	2.40	1743	1700	3.31	3.61
CHINA	1.10	1.00	1525	1600	1.68	1.60
EU-25	2.19	2.11	1690	1746	3.70	3.68
OTHER EUROPE	2.33	2.27	1423	1261	3.31	2.86
OTHERS	4.37	4.34	874	896	3.82	3.89
WRLD SUNFLWRS	20.58	22.28	1192	1285	24.53	28.64
<b>PEANUTS</b>						
U.S.	0.56	0.66	3425	3325	1.92	2.19
CHINA	5.25	4.90	2851	2827	14.97	13.85
INDIA	8.00	7.90	875	850	7.00	6.72
OTHERS	9.00	9.00	1050	1075	9.45	9.68
WORLD PEANUTS	22.81	22.46	1461	1444	33.34	32.44
<b>RAPESEED</b>						
CANADA	4.94	5.28	1525	1775	7.53	9.37
CHINA	7.30	8.05	1775	1365	12.96	10.99
EU-25	4.27	4.51	3326	3330	14.19	15.03
OTHER EUROPE	0.02	0.02	1800	1700	0.04	0.04
INDIA	6.90	7.20	900	950	6.21	6.84
OTHERS	3.56	3.60	1245	1250	4.43	4.50
WRLD RAPESEED	26.99	28.67	1681	1631	45.36	46.76
<b>COTTONSEED</b>						
U.S.	5.35	5.85	1500	1375	8.03	8.04
CHINA	5.63	5.17	2000	2000	11.26	10.34
FSU-12	2.30	2.75	1300	1280	2.99	3.52
INDIA	9.00	8.85	850	870	7.65	7.70
PAKISTAN	3.20	3.10	1500	1300	4.80	4.03
OTHERS	8.50	8.50	1010	1020	8.59	8.67
WORLD COTTNSD	33.98	34.22	1275	1236	43.31	42.30
<b>MAJOR OILSEEDS*</b>						
	200.06	202.01	1830	1823	366.14	368.16
COPRA	--	--	--	--	5.40	5.40
PALM KERNEL	--	--	--	--	8.80	9.60
TOTAL OILSEEDS	--	--	--	--	380.34	383.16
* Includes flaxseed						

# CROPCAST® WEEKLY OILSEEDS HIGHLIGHTS

Thursday, March 09, 2006

Page 5

CROPCAST WORLD OILSEEDS WEEKLY YIELD (mt/ha)								
2005/06 MARKETING YEAR								
March 9, 2006								
Date:	3/9	3/2	2/23	2/16	2/9	2/2	1/26	1/19
<b>SOYBEANS</b>								
U.S.	2.85	2.85	2.85	2.85	2.85	2.85	2.85	2.81
CHINA	1.68	1.68	1.68	1.68	1.68	1.68	1.68	1.68
BRAZIL	2.66	2.65	2.63	2.63	2.63	2.63	2.65	2.69
ARGENTINA	2.58	2.58	2.52	2.56	2.58	2.61	2.62	2.66
PARAGUAY	2.28	2.28	2.28	2.28	2.28	2.30	2.30	2.30
INDIA	0.80	0.80	0.80	0.80	0.80	0.80	0.80	0.80
OTHERS	1.60	1.60	1.60	1.60	1.60	1.60	1.60	1.60
WRLD SOYBEANS	2.37	2.37	2.35	2.36	2.36	2.37	2.37	2.38
<b>SUNFLOWERS</b>								
U.S.	1.70	1.70	1.70	1.70	1.70	1.70	1.70	1.70
RUSSIA	1.20	1.20	1.20	1.20	1.20	1.20	1.20	1.20
UKRAINE	1.28	1.28	1.28	1.28	1.28	1.28	1.25	1.25
ARGENTINA	1.70	1.70	1.70	1.70	1.70	1.70	1.70	1.70
CHINA	1.60	1.60	1.60	1.60	1.60	1.55	1.55	1.55
EU-25	1.75	1.75	1.75	1.75	1.75	1.75	1.75	1.75
OTHER EUROPE	1.26	1.26	1.26	1.26	1.26	1.26	1.26	1.26
OTHERS	0.90	0.90	0.90	0.90	0.90	0.90	0.90	0.90
WRLD SUNFLWRS	1.29	1.29	1.29	1.29	1.29	1.29	1.28	1.28
<b>PEANUTS</b>								
U.S.	3.33	3.33	3.33	3.33	3.33	3.33	3.33	3.33
CHINA	2.83	2.83	2.83	2.83	2.83	2.83	2.83	2.83
INDIA	0.85	0.85	0.85	0.85	0.85	0.85	0.85	0.85
OTHERS	1.08	1.08	1.08	1.08	1.08	1.08	1.08	1.08
WORLD PEANUTS	1.44	1.44	1.44	1.44	1.44	1.44	1.44	1.44
<b>RAPESEED</b>								
CANADA	1.78	1.78	1.78	1.78	1.78	1.78	1.78	1.78
CHINA	1.36	1.36	1.36	1.36	1.36	1.36	1.36	1.36
EU-25	3.33	3.33	3.33	3.33	3.33	3.33	3.33	3.33
OTHER EUROPE	1.70	1.70	1.70	1.70	1.70	1.70	1.70	1.70
INDIA	0.95	0.95	0.95	0.95	0.95	0.95	0.95	0.95
OTHERS	1.25	1.25	1.25	1.25	1.25	1.25	1.25	1.25
WRLD RAPESEED	1.63	1.63	1.63	1.63	1.63	1.63	1.63	1.63
<b>COTTONSEED</b>								
U.S.	1.38	1.38	1.38	1.38	1.38	1.38	1.38	1.38
CHINA	2.00	2.00	2.00	2.00	2.00	1.89	1.89	1.89
FSU-12	1.28	1.28	1.28	1.28	1.28	1.28	1.28	1.28
INDIA	0.87	0.87	0.87	0.87	0.87	0.87	0.87	0.87
PAKISTAN	1.30	1.30	1.30	1.30	1.30	1.30	1.30	1.30
OTHERS	1.02	1.02	1.02	1.02	1.02	1.02	1.02	1.02
WORLD COTTNSD	1.24	1.24	1.24	1.24	1.24	1.22	1.22	1.22
MAJOR OILSEEDS*	1.82	1.82	1.81	1.82	1.82	1.82	1.82	1.82

\* Includes flaxseed

# CROPCAST® WEEKLY OILSEEDS HIGHLIGHTS

Thursday, March 09, 2006

Page 6

CROPCAST U.S. SOYBEANS BY STATE						
March 9, 2006						
	HARV. ACREAGE		YIELD		PRODUCTION	
	(m acres)		(bu/acre)		(m bushels)	
	04/05	05/06	04/05	05/06	04/05	05/06
Alabama	0.19	0.15	35.0	32.0	6.7	4.6
Arkansas	3.15	3.00	40.0	30.0	126.0	90.0
Georgia	0.27	0.18	30.0	26.0	8.1	4.7
Illinois	9.90	9.45	51.0	47.0	504.9	444.2
Indiana	5.52	5.38	52.0	48.0	287.0	258.2
Iowa	10.15	10.05	49.0	49.0	497.4	492.5
Kansas	2.71	2.85	39.0	37.0	105.7	105.5
Kentucky	1.30	1.25	44.0	42.0	57.2	52.5
Louisiana	0.99	0.85	32.0	31.0	31.7	26.4
Michigan	1.98	1.99	38.0	37.0	75.2	73.6
Minnesota	7.05	6.80	35.0	45.0	246.8	306.0
Mississippi	1.64	1.59	39.0	35.0	64.0	55.7
Missouri	4.96	4.96	45.0	39.0	223.2	193.4
Nebraska	4.75	4.66	47.0	49.0	223.3	228.3
N. Carolina	1.50	1.46	34.0	28.0	51.0	40.9
Ohio	4.42	4.48	48.0	45.0	212.2	201.6
S. Carolina	0.53	0.42	28.0	22.0	14.8	9.2
S. Dakota	4.12	3.85	34.0	35.0	140.1	134.8
Tennessee	1.18	1.10	42.0	38.0	49.6	41.8
Others	7.65	6.89	31.0	37.0	237.2	254.9
	-----	-----	-----	-----	-----	-----
National	73.96	71.36	42.8	42.3	3161.8	3018.8

# CROPCAST® WEEKLY OILSEEDS HIGHLIGHTS

Thursday, March 09, 2006

Page 7

CROPCAST U.S. SOYBEANS WEEKLY YIELD (bu/ac)								
2005/06 MARKETING YEAR								
March 9, 2006								
Date:	3/9	3/2	2/23	2/16	2/9	2/2	1/26	1/19
Alabama	32.0	32.0	32.0	32.0	32.0	32.0	32.0	31.0
Arkansas	30.0	30.0	30.0	30.0	30.0	30.0	30.0	30.0
Georgia	26.0	26.0	26.0	26.0	26.0	26.0	26.0	27.0
Illinois	47.0	47.0	47.0	47.0	47.0	47.0	47.0	46.0
Indiana	48.0	48.0	48.0	48.0	48.0	48.0	48.0	46.0
Iowa	49.0	49.0	49.0	49.0	49.0	49.0	49.0	49.0
Kansas	37.0	37.0	37.0	37.0	37.0	37.0	37.0	37.0
Kentucky	42.0	42.0	42.0	42.0	42.0	42.0	42.0	40.0
Louisiana	31.0	31.0	31.0	31.0	31.0	31.0	31.0	31.0
Michigan	37.0	37.0	37.0	37.0	37.0	37.0	37.0	37.0
Minnesota	45.0	45.0	45.0	45.0	45.0	45.0	45.0	45.0
Mississippi	35.0	35.0	35.0	35.0	35.0	35.0	35.0	32.0
Missouri	39.0	39.0	39.0	39.0	39.0	39.0	39.0	39.0
Nebraska	49.0	49.0	49.0	49.0	49.0	49.0	49.0	47.0
N. Carolina	28.0	28.0	28.0	28.0	28.0	28.0	28.0	29.0
Ohio	45.0	45.0	45.0	45.0	45.0	45.0	45.0	44.0
S. Carolina	22.0	22.0	22.0	22.0	22.0	22.0	22.0	24.0
S. Dakota	35.0	35.0	35.0	35.0	35.0	35.0	35.0	35.0
Tennessee	38.0	38.0	38.0	38.0	38.0	38.0	38.0	38.0
Others	37.0	37.0	37.0	37.0	37.0	37.0	37.0	37.5
U.S. TOTAL	42.3	42.3	42.3	42.3	42.3	42.3	42.3	41.8